

7 ART

Autumn

AO1: Paul Cezanne analysis,

AO2: Observations in different mediums, colour blending

AO3: Observational still life drawings

AO4: Observations

Keywords

Tone

Shade

Colour

Form

Shape

Pattern

Visual texture

Tactile texture

Composition

Blending

Primary

Secondary

Main Key Artists

Paul Cezanne

Observational drawing *general*

- ✓ Understand the drawing stages - *from mini map to completed outcome*
- ✓ How to apply tone *min.3*
- ✓ How to apply highlights
- ✓ Scale and proportion relations
- ✓ Are you looking at what you are observing more than your own creation?

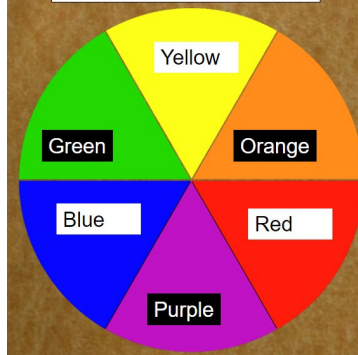
Still Life Observation

- ✓ Demonstrate an understanding of depth of field *Composition – objects closer to observer, objects further away*
- ✓ Demonstrate how to observe the difference between 2D to 3D – *outline, shape, form*

Colouring pencils

- ✓ Understands what optical mixing is
- ✓ Able to blend one colour into another
- ✓ Understands how to create tones with colouring pencils

THE COLOUR WHEEL



Can identify the formal elements and the colour wheel?

Still Life

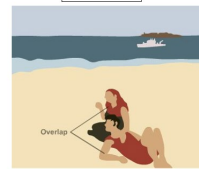
Formal Elements

WAYS OF SHOWING DEPTH OF SPACE


Blank Scene – No Depth



OVERLAP



POSITIONING



SIZE



LINE

A Line is the path left by a moving point, e.g. a pencil or a brush dipped in paint. A line can take many forms, e.g. horizontal, diagonal or curved.

A Line can be used to show Contours, Movements, Feelings and Expressions.



TONE

Tone means the lightness or darkness of something. This could be a shade or how dark or light a colour appears.



SHAPE & FORM

A shape is an area enclosed by a line. It could be just an outline or it could be shaded in.

Form is a three dimensional shape such as a sphere, cube or a cone.

Sculpture and 3D design are about creating forms.



FORMAL ELEMENTS

TEXTURE

Texture is the surface quality of something, the way something feels or looks like it feels. There are two types of texture: Actual Texture and Visual Texture.

Actual Texture – really exists so you can feel it or touch it

Visual Texture – created using different marks to represent actual texture.



COLOUR

There are 3 Primary Colours: RED, YELLOW and BLUE.

By mixing any two Primary Colours together we get a Secondary Colour:

ORANGE, GREEN and PURPLE



PATTERN

A pattern is a design that is created by repeating lines, shapes, tones or colours.

Patterns can be manmade, like a design on fabric, or natural, such as the markings on animal fur.

