

# YEAR 7 EXAM PREPARATION BOOKLET

Glenthorne High School



Glenthorne  
High School

*Achievement for all*

---

# HOW WILL I BE ASSESSED?

By demonstrating observational drawing skills and use of tone and detail. There is a challenge to use directional shading to support the 3D form.

Students will be assessed in lessons to allow them enough time to complete a high-quality observational drawing which best reflects their skill level. Their exam will focus on pencil drawing observational skills (AO3). They will need to demonstrate an understanding of the formal elements e.g. shape, form, tone and texture.

# WHAT WILL BE COVERED?

The task will be to create an observational drawing of a sea life creature, in pencil. Success criteria include: Considering the outline of the creature, the shape of its features, demonstrating at least four tones, considering the texture of the creature, drawing a creature from the image sheet, drawing for the full allocated time, and not tracing the outcome. Challenges include using directional shading to support 3D form and considering the composition by drawing numerous zoomed in sections of the creature on the same page.

# HOW CAN I PREPARE?

Students can prepare by practising their observational skills by drawing different types of fish, with a particular focus on outline and surface texture. They need to consider different marks and illustrate the scales and rough surface which often appear on sea life. They may choose to explore the use of tonal pencils to support creating tones.

Please contact Miss Watson at [swn@glenthorne.sutton.sch.uk](mailto:swn@glenthorne.sutton.sch.uk) if you have any questions.

*Examples of Year 7 Art exam outcomes*



# COMPUTER SCIENCE

## HOW WILL I BE ASSESSED?

Students will be taking a computer-based exam which includes a mixture of written and multiple choice questions. These questions must be answered on the computer using the Socrative website. The answers are submitted to teachers automatically. Throughout the year student's projects/work will also be taken into account in order for their end of year grade to be calculated. (E-Safety leaflet, Scratch Game, HTML website).

## WHAT WILL BE COVERED?

All topics from the year will be covered during the assessment. These include E-Safety, Computer Systems, Scratch, threats, HTML and web design. Students understanding of these topics will be assessed through the assessment and their work.

## HOW CAN I PREPARE?

Students can prepare for this exam by revising key areas within topics using their "Must Know" checklists in their books. Website links will be shared via FROG with useful content that can aid their revision.

Please contact Mrs Ononogbu at [mon@glenthorne.sutton.sch.uk](mailto:mon@glenthorne.sutton.sch.uk) if you have any further questions.



# HOW WILL I BE ASSESSED?

Students will be taking one practical exam which will last 30 minutes. Class teachers will be arranging an internal practical performance assessment, that will culminate their knowledge of the 'Street Dance Styles' scheme of work, that year 7 have been focusing on last term.

# WHAT WILL BE COVERED?

Students will be expected to revise and demonstrate their knowledge of the key dance terms they have been learning this year. They will be assessed on their knowledge of what makes up a key dance phrase, and how to develop it to make it more engaging for an audience. They will be asked discussion questions, based on how to create movement (choreography), and how to interpret a stimulus.

Students will also be assessed on the key dance styles that will be covered in the 'Street Dance Styles' unit. This will allow students to demonstrate both their theoretical knowledge and practical application of one units' work.

# HOW CAN I PREPARE

Students should watch the Street Dance Videos on the Glenthorne Dance YouTube Channel: Y7 Street Styles Flip Learning Video and Street Dance Roots.

Students should also use the KS3 Dance Key Skills frog site. They should aim to revise key skills and concepts that we have used to enhance the quality of a performance, and develop the skills for choreography. Students wanting to add challenge to their revision should use the displays in the Dance studio (GCSE Dance board) to expand their revision of performance skills.

Please contact Mrs Grant or your class teacher; Miss Clout or Miss Horwood if you have any further questions:

[cgr@glenthorne.sutton.sch.uk](mailto:cgr@glenthorne.sutton.sch.uk)

[mcl@glenthorne.sutton.sch.uk](mailto:mcl@glenthorne.sutton.sch.uk)

[cho@glenthorne.sutton.sch.uk](mailto:cho@glenthorne.sutton.sch.uk)

D

A

N

C

E

# HOW WILL I BE ASSESSED?

Students will be assessed through a 45 minute written exam paper based on foundation skills and knowledge in D&T. Papers will include a range of questions that assess practical drawing and measuring skills, as well as technical knowledge.

# WHAT WILL BE COVERED?

Topics will include health & safety, accuracy and measuring, nets and 3D shapes, tools and equipment, sustainability, inclusive design, perspective drawing, embroidery and the Bayeux Tapestry and materials knowledge (textiles, metal, paper, wood, plastic).

# HOW CAN I PREPARE?

As the assessment window approaches teachers will begin to set specific revision tasks as homework for their pupils and during lesson time.

We highly recommend that pupils use their books to begin their own self-guided revision.

There are several helpful websites for pupils:

- <http://www.technologystudent.com/>
- <http://www.mr-dt.com/>
- KS3 Design and Technology - BBC Teach
- Explain This... Design and technology (D&T) - BBC Teach

If pupils have the opportunity, I would also recommend the BBC Teach: Secondary Design Technology section on YouTube.

Please contact Miss Frater at [hfr@glenthorne.sutton.sch.uk](mailto:hfr@glenthorne.sutton.sch.uk) if you have any questions.

# HOW WILL I BE ASSESSED?

Students will be asked to explore, develop, perform and evaluate their own work. The exam is based on GCSE Component 2, and the ability to create a piece of Drama from a stimulus. Students will be given a visual stimulus, and asked to create their own performance in groups based on this image. They will evaluate and begin to assess students' ability to be able to identify areas of strength and weaknesses and also understand how they achieved their intention. They will have time for extended writing to formulate their response in their booklets.

# WHAT WILL BE COVERED?

Students will demonstrate how well they are able to apply skills in the four different assessment objectives in Drama:

- Create – How well students are able to create and develop a piece of Drama inspired by a Stimulus.
- Perform – How students are able to effectively communicate meaning through a final performance.
- Knowledge – Knowledge and understanding of different Dramatic terminology including staging configurations, rehearsal and explorative strategies, mediums and elements of Drama.
- Evaluate – How well students are able to recognise how meaning is created through Drama and the merit of different techniques that have been used in order to communicate meaning.

# HOW CAN I PREPARE?

Students will need to ensure that they are revising the different Drama terminology that they have explored in their lessons, including staging configurations, rehearsal and explorative strategies and the different mediums and elements of Drama. In the lessons leading up to their practical examination, students should ensure that they continue to concentrate on building their confidence in working in groups and individually in performance.

Please contact Mr. Pratt at [MPR@glenthorne.sutton.sch.uk](mailto:MPR@glenthorne.sutton.sch.uk) if you have any questions.

# ENGLISH

## HOW WILL I BE ASSESSED?

Students will sit one exam, lasting 45 minutes. The exam will focus on the reading section (Language analysis). This will be marked using the KS3 Assessment Criteria. The format of the paper will be based upon questions 2 of the GCSE English Language Paper 1 and, like the GCSE papers, will not be tiered.

## WHAT WILL BE COVERED?

Reading section: Students will be expected to read an unseen extract from a C19th fiction text (based upon their work on 'Crime Fiction' in Spring 2) and answer a question demonstrating comprehension of the text, and their ability to analyse the effects of language and devices.

## HOW CAN I PREPARE?

Teachers will be aiding exam preparation through teaching a series of revision lessons based on honing the skills students will need in the exam. Furthermore, teachers will be setting homework tasks focused on preparation for the exam. Students could further prepare for the exam by : Looking back at their EBIs from assessments throughout the year, ensuring they are confident in addressing these areas; Revise how to structure an effective analytical paragraph; Learn key terminology for analysis, providing examples of key devices (metaphor, simile etc); Continuing to read widely, compiling a glossary of sophisticated and ambitious vocabulary. Use revision websites like BBC Bitesize:  
<https://www.bbc.com/education/guides/zwjsyrd/revision>.

Please contact Ms Corke at [RCO@glenthorne.sutton.sch.uk](mailto:RCO@glenthorne.sutton.sch.uk) if you have any questions.



# HOW WILL I BE ASSESSED?

Students will be assessed in three skills. The Reading and Listening assessments contain several comprehension questions to show how well students understand vocabulary learnt through the year. The writing assessment will test students' ability to answer questions in French.

# WHAT WILL BE COVERED?

All three exams will cover the five Year 7 modules:

- Module 1: Self and identity – Greetings, name, age, birthday, numbers, likes and dislikes.
- Module 2: My family – Family, describing physical appearance, describing personality and pets.
- Module 3: School – Opinions on school subjects and the present tense.
- Module 4: Free Time – Leisure activities, sports, the present tense and the future tense.
- Module 5: Food – Food, in the restaurant language, forming questions and surviving in France.

# HOW CAN I PREPARE?

In your knowledge organiser, use the 'I CAN' statements in your knowledge organiser to check your learning for Modules 0-4. Even better – get someone to test you by asking you to prove you can do the I can statement by saying it in French, out loud, on the spot! Also, revise the Module 'Must-Knows' to make sure you know the key learning phrases for each module.

On Memrise, practice this years' vocabulary. Every word you have seen is on Memrise! In your revision booklet, work through the practice exam questions. There are questions to help you prepare and practice for the Listening, Reading and writing exams!

Please contact Mr Chiriatti at [tch@glenthorne.sutton.sch.uk](mailto:tch@glenthorne.sutton.sch.uk) if you have any questions.



F

R

E

N

C

H



# GEOGRAPHY

## HOW WILL I BE ASSESSED?

Pupils will be assessed in a mixture of ways. Some topics will have an assessment comprising of multiple choice questions, short answer response questions and long answer response questions. Other topics will be assessed through extended writing in order to improve pupils' ability to formulate arguments within their writing and justify their viewpoints.

## WHAT WILL BE COVERED?

Questions will require understanding of key geographical processes and key terminology, as well as justifying viewpoints. A key skill in Geography assessments is also responding to graphs, images, maps, and data, where pupils will need to apply their knowledge to the novel situation presented. Topics covered include: Maps Skills, Wonderful World, Coasts, Settlement and Urbanisation, and Rivers and Water Resources.

## HOW CAN I PREPARE?

Pupils will be given a revision checklist and revision material prior to the assessment. They will also have a lesson of revision to go over both knowledge and exam skills. Pupils will be given structured revision homework that they should complete using the revision material and their books. Many of the topics taught have sections on BBC Bitesize and videos on Time for Geography, which can be used to support students further.

Please contact Mr Saunders at [msa@glenthorne.sutton.sch.uk](mailto:msa@glenthorne.sutton.sch.uk) if you have any questions.



A vertical decorative banner on the left side of the page. It features a bright orange background with white circles. School supplies are illustrated: a blue notebook at the top, a yellow pencil, a blue pencil, and a yellow pencil at the bottom. The word "HISTORY" is written vertically in large, blue, block letters with a pink and blue outline.

# H

# I

# S

# T

# O

# R

# Y

## HOW WILL I BE ASSESSED?

Students will sit an exam which will last 45 minutes. The exam will test students on their knowledge and understanding of the events studied in Year 7. The exam will also evaluate their analytical skills in writing explanations of events and ability to evaluate sources.

## WHAT WILL BE COVERED?

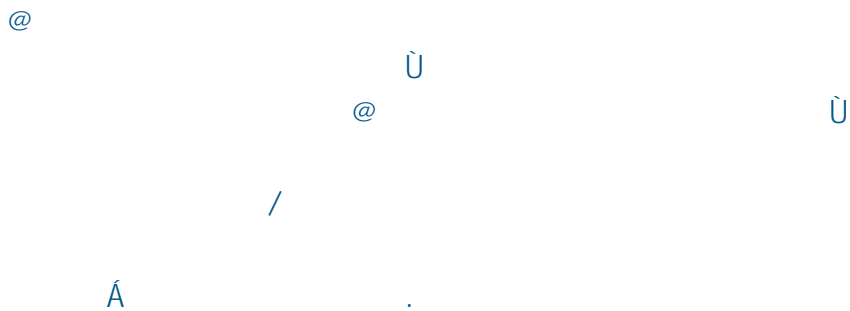
- The Norman Conquest - The crisis of 1066. The Battle of Hastings, William's victory, his assertion of control, the Feudal System, Domesday Book and castles.
- The Power of Kings and Church - Henry II and Thomas Becket, Richard I, John, Magna Carta. Richard II and Peasants' Revolt. Barons and castles.
- Daily life - The role of a peasant. Differences between freemen and villains. The Church, monks and nuns. Life in a medieval town. The Black Death.
- Religious change in C16th - Protestant Reformation. Henry VII and the Tudor monarchy. Henry VIII, Katherine of Aragon, and split with the Catholic Church. Edward VI, Mary I and religious change.
- The English Civil War: Key causes of war, Royalist and Roundhead Soldiers, key battles, why the Parliamentarians won and Charles I's execution.

## HOW CAN I PREPARE?


Students should test themselves on the revision cards that they have developed. They should download a revision checklist from Frog and ensure they know everything on it. They should go over corrections from previous work and make sure they know how to improve their writing. They should complete practice questions provided by their teacher.

Please contact Mrs Seymour at [nse@glenthorne.sutton.sch.uk](mailto:nse@glenthorne.sutton.sch.uk) with any questions.

# HOW WILL I BE ASSESSED?



# WHAT WILL BE COVERED?



# HOW CAN I PREPARE?

The Year 7 Maths course is based on the Mastery framework the details of which can be overviewed on the [White Rose Platform](#), and the video lessons can be accessed on the same website [here](#). The advice is to use videos, exemplar questions, and end-of-block assessments for specific areas identified on the 'Can Do' sheet. The guidance is to also revisit homework tasks, past in-class and key assessments, and interleaving revision homework set throughout the year.

In addition, class teachers will be preparing revision lessons, resources, and suitable homework. Pupils have also been provided with a sheet on 'Useful KS 3 Websites' for additional resources.

Please contact † at [@glenthorne.sutton.sch.uk](mailto:@glenthorne.sutton.sch.uk) if you have any questions.



# MUSIC

## HOW WILL I BE ASSESSED?

Students will be given a paper that comprises two parts. The first part will be listening to different pieces of music based on the topics they have covered this year and they will have to answer questions about them. The second section is Music Theory where pupils will have to identify note names on the treble clef, note values and how to write a rhythm, notes on the keyboard, how to construct chords and the identification of musical symbols and terms. Pupils will be able to complete this section in the remaining time given

## WHAT WILL BE COVERED?

- Section A- Instruments of the Orchestra, Chords and Texture, Renaissance Music/ Fanfares and Beats by Bach/Baroque Music with Music Technology.
- Section B- Music Theory

## HOW CAN I PREPARE?

There is a FROG site that contains everything that the pupils need for their assessment. Throughout the course of the year, the students have been writing down glossary keywords in their books to prepare them for their end of year exam. We will also be preparing the pupils for their assessment in class so they will know exactly what they can do to prepare. The best thing they can be doing is listening to lots of music from the different styles we have covered this year and practice describing it. To support pupils with their understanding of music theory, there is a website [www.musictheory.net](http://www.musictheory.net) where pupils can go through 'lessons' and practice some of the main concepts.

Please contact Ms Waterworth at [ewa@glenthorne.sutton.sch.uk](mailto:ewa@glenthorne.sutton.sch.uk) if you have any further questions.





## HOW WILL I BE ASSESSED?

Each Student will complete a 12-minute Cooper run and be given a grade based on their aerobic fitness level. Class teachers will also use each student's best three practical grades from the range of activities covered over the year to generate an overall grade.

## WHAT WILL BE COVERED?

The Cooper run is a continuous running test requiring the students to run/jog/walk for 12 minutes continuously around the 400m running track on the school field. At 25m intervals there will be markers placed on the track to allow the total distance covered within the 12 minutes to be recorded and compared to normative data to give a score.

## HOW CAN I PREPARE?

We strongly encourage all students to regularly take an interest in their own fitness and participate in physical activity outside of school and to regularly take part in extra-curricular clubs whilst in school. Students can attend athletics club Monday and Tuesday lunch every week to support them in improving specific areas of their fitness. Students keen to regularly exercise outside of school can also complete activities such as HIIT training following YouTube links, such as Joe Wicks. Students can also walk, cycle or run in their local area and monitor their progress using apps such as Strava which records distance and time.

Please contact Mr D Castle at [DCA@glenthorne.sutton.sch.uk](mailto:DCA@glenthorne.sutton.sch.uk) if you have any questions.

# HOW WILL I BE ASSESSED?

Students will sit an exam which will last 45 minutes. The exam will test students on their knowledge and understanding of the beliefs and practices studied in Year 7. The exam will also evaluate their analytical and evaluation skills.

# WHAT WILL BE COVERED?

- Hinduism: Beliefs, teachings and practices – Hindu gods and goddesses, sacred texts, Karma, Samsara and Moksha, Hinduism in Britain today.
- Islam: Muhammad (pbuh) and Islamic Beliefs – Muhammad’s (pbuh) life and prophethood, Five Pillars of Islam, Hajj, and the Qur’an.
- Christianity: Christian beliefs – Nature of God, existence of God, teachings of the Bible, beliefs about suffering.

# HOW CAN I PREPARE?

Teachers will be preparing revision lessons leading up to the assessment. However, it is very important that students are doing their own personal revision. This can include creating detailed mind maps, revision cards of key concepts and doing practice exam questions provided by their teacher.

Students should also be reading over their previous EBIs to ensure they are using them as a focus to their revision.

Please contact Mrs Seymour at [NSE@glenthorne.sutton.sch.uk](mailto:NSE@glenthorne.sutton.sch.uk) if you have any further questions

# SCIENCE

## HOW WILL I BE ASSESSED?

Students will have 2 exams in June. Each exam will assess both subject knowledge and scientific skills from the topics covered in year 7. Skills are assessed in a number of ways including:

- Identifying equipment
- Taking measurements
- Identifying variables in investigations
- Interpreting data from tables and graphs
- Suggesting ways in which accuracy of investigations can be improved

## WHAT WILL BE COVERED?

Paper 1:

- Cells
- Matter
- Forces
- Chemical Reactions


Paper 2:

- Genes
- Energy
- Ecosystems
- Electromagnets

## HOW CAN I PREPARE?

A revision site will be set by subject teachers on FROG from 16th May onwards. Students will be asked to revise set topics to allow all subjects to be covered in time for the exam. The revision site has details of where the content and practice questions can be found in the CGP KS3 science revision guides, links to BBC bitesize and other resources. Students should learn keywords and definitions, word equations and scientific explanations by using the revision guide to make mindmaps and revision cards.

Please contact Miss B Onel at [bon@glenthorne.sutton.sch.uk](mailto:bon@glenthorne.sutton.sch.uk) if you have any questions.



# SPANISH

## HOW WILL I BE ASSESSED?

Students will be assessed in three skills. The reading and listening assessments will contain several comprehension questions to show how well students understand the target language on vocabulary learnt throughout the first year. The writing assessment will test students' ability to answer key questions in Spanish.

## WHAT WILL BE COVERED?

All three exams will cover the five Year 7 modules:

- Module 0: Transition module – Greetings, name, age, birthday, numbers, pets, likes and dislikes.
- Module 1: My family – Family, describing physical appearance and describing personality.
- Module 2: Free Time – Leisure activities, sports, the present tense and the future tense.
- Module 3: School – Opinions on school subjects, time, the present tense and the future tense.

## HOW CAN I PREPARE?

In your knowledge organiser:

- Use the 'I CAN' statements to check your learning for Modules 0-3. Even better – get someone at home to test you by asking you to prove you can do the I can statement by saying it in Spanish, out loud, on the spot!
- Revise the Module Must-Know phrases to make sure you know the key learning and phrases for each module.

On Memrise:

- Practice this year's vocabulary. Every word you have seen is on Memrise.

In your revision booklet:

- Work through the practice exam questions. There are questions to help you prepare and practice for the listening, reading and writing exams!

Please contact Miss McGuire at [rmc@glenthorne.sutton.sch.uk](mailto:rmc@glenthorne.sutton.sch.uk) if you have any questions.





