

YEAR 9 EXAM PREPARATION BOOKLET

Glenthorne High School



HOW WILL I BE ASSESSED?

Students will be assessed in lessons to allow enough time to complete an independent piece of art which links to memories and wellbeing. They will explore artists who have created artwork in jars and consider memories and symbolism.

The exam will focus their use of media (AO2), observational skills (AO3), composition design (AO1) and final response (AO4). They will need to demonstrate an understanding of the formal elements e.g. shape, form, tone and texture. Pupils will have freedom in how they want to present this with the teacher's guidance in the lessons leading up to the exams.

A R T

WHAT WILL BE COVERED?

You will be creating a piece of artwork that uses copies of the natural form work created in lesson and homework prior. The composition arrangement, edits, and level of detail in the individual outcomes will all be considered in final mark. You must consider how to demonstrate the skills explored this year.

HOW CAN I PREPARE?

Students' work for this will be marked holistically. This includes the prep work created in lessons as well as the final piece. Students are encouraged to make sure they ensure all prep work is completed prior to the exam and to a high standard, as the final piece will be created using photocopies of these outcomes.

Useful websites: www.artstudentguide.com, www.pinterest.com

Please contact Miss Watson at swn@glenthorne.sutton.sch.uk if you have any questions.



BUSINESS STUDIES

HOW WILL I BE ASSESSED?

Students will complete an assessment during their timetabled lesson, based on the content they have been taught for their project as well as GCSE topics, during the year.


WHAT WILL BE COVERED?

The topics that will be covered will come from the vast amount of topics the students have studied regarding finance, business, entrepreneurs, business plans as well as GCSE content Topics 1.1 – 1.3 (Enterprise and Entrepreneurship). The students will be asked to show definitive knowledge of key terms they have been taught and be able to identify benefits and drawbacks of some of the problems involved in these topics.

HOW CAN I PREPARE?

- Students should use their workbooks and their folder work to recap on the key terms and definitions.
- Students to use the presentations that they have prepared to revise the different aspects of the course.
- To ask the teachers to explain any topic that the student has found complex or difficult to remember.
- To complete the Seneca topics that your teacher sets as revision prior to the assessment

Please contact Mr Todd or your class teacher if you have any questions;
ato@glenthorne.sutton.sch.uk



COMPUTER SCIENCE

HOW WILL I BE ASSESSED?

Students will sit a 2-part assessment to emulate the GCSE setup of 1 written paper and 1 programming paper.


- For the written paper, students will be expected to articulate answers using descriptive language as well as be able to describe and explain logic, examine / create flowcharts and / or algorithms where necessary.
- For the programming paper, students will be expected to write a Python program to solve a specific problem.

The assessment will be marked by each class teacher who will give appropriate feedback after marking.

WHAT WILL BE COVERED?

All topics from the year will be covered during the assessment:


- Computational Thinking
- Famous Figures and HTML
- Computer Systems
- Programming with Python
- Artificial intelligence.




HOW CAN I PREPARE?

Students can prepare for this exam by revising key areas within topics using their “Must Know” checklists in their books (also available on the website). Website links will be shared via Teams with useful content that can aid their revision

Please contact Mr Perrymore at jpe@glenthorne.sutton.sch.uk if you have any further questions.





HOW WILL I BE ASSESSED?

Students will complete a 30-minute theory paper based on the content students have studied in GCSE dance since September. Students will complete a short practical assessment on their A Linha Curva choreography.



D

WHAT WILL BE COVERED?

The topics that will be in the theory paper are choreographic process, physical skills, expressive skills, technical skills, mental skills and safe practice. The theory paper will also include questions regarding movement content on the professional work A Linha Curva. The practical assessment will consider the selection of movement content and the delivery of the choreographic intention.



A

N


HOW CAN I PREPARE?

Students should revise from the pink books and pink folders. Students should watch the GCSE learning videos on the Glenthorne Dance YouTube Channel including A Linha Curva. Students should also use the GCSE Dance Theory content uploaded onto Teams. Students will be developing their A Linha Curva practical work in lesson but can use the dance studios at lunch or afterschool to rehearse with their group once granted permission from their teacher.




C

E



Please contact Miss Horwood at cho@glenthorne.sutton.sch.uk if you have any further questions.





HOW WILL I BE ASSESSED?

Students will be assessed through a written exam paper based on skills and knowledge in D&T. Papers will include a range of questions that assess practical drawing and measuring skills as well as key knowledge.

WHAT WILL BE COVERED?

Students will be assessed on key areas of the GCSE D&T curriculum. However, the primary focus will be:

- Design presentation and communication, drawing, presentation techniques, annotation
- Polymers theory
- Timber and manufactured board theory
- Safe use of equipment and machinery
- Mechanical devices
- Composite materials
- Evaluation skills
- CAD & CAM (computer aided design + manufacture)

HOW CAN I PREPARE?

As the assessment window approaches teachers will set specific revision tasks as homework for pupils. We recommend that pupils use their books to begin their own self-guided revision. Pupils will also be provided a list of key vocabulary they can use to practice and revise from.

There are several helpful websites for pupils:

- <http://www.technologystudent.com/>
- <http://www.mr-dt.com/>
- KS3 Design and Technology - BBC Teach
- Explain This... Design and technology (D&T)

I would also recommend the BBC Teach: Secondary Design Technology section on YouTube.

Please contact Miss Frater at HFR@glenthorne.sutton.sch.uk if you have any questions.



HOW WILL I BE ASSESSED?

The rationale behind the exam is based around GCSE Component 3. They must develop their ability to interpret texts, create and communicate meaning and realise artistic intention in text-based drama. Students will be given an extract from Blood Brothers in groups which they will be expected to learn and perform with full costume and lighting. Students will be expected to sit a written assessment focussing on AQA exam questions which will help prepare them for Component 1 of the GCSE.



WHAT WILL BE COVERED?

- Understanding of the play Blood Brothers
- The application of vocal and physical skills
- The successful realisation of an artistic intention.




HOW CAN I PREPARE?

Students will need to ensure that they are revising the different Drama terminology which is used in lessons. Revisiting and re-reading the play of Blood Brothers to ensure their knowledge and understanding is sufficient, to revise the contextual themes of Blood Brothers. Students should be using independent time to book rehearsal rooms to ensure their practical performance is prepared and that students are confident in time for their practical exam. Students should learn their lines when given their script.



Please contact Mrs Cullum-Cargill at lcu@glenthorne.sutton.sch.uk if you have any questions.



ENGLISH

HOW WILL I BE ASSESSED?

Students will sit one exam, during their lesson focus on the skills of reading, comprehension and analysis. The format of the paper will reflect GCSE English Language Paper 2 and, like the GCSE papers, will not be tiered.

WHAT WILL BE COVERED?

Reading section: Students will be expected to read two unseen non-fiction sources, one of which will be from the 19th Century. They will answer four questions that prompt students to demonstrate their comprehension, comparative, analytical and evaluative skills.

HOW CAN I PREPARE?


In the lead up to the exams, teachers will be delivering lessons focused on developing skills pupils need to demonstrate in the exam. Furthermore, teachers will be setting homework tasks focused on preparation for the exam.

Students could further prepare for the exam by also:

- Looking back at their EBIs from assessments throughout the year, ensuring that they are confident in how to address these areas within their work;
- Continuing to read widely, compiling a glossary of sophisticated and ambitious vocabulary including reading a range of high quality non-fiction writing from C19th onwards.

Use revision websites like BBC Bitesize: [GCSE English Language - AQA](#)

Please contact Miss Dale at sda@glenthorne.sutton.sch.uk if you have any questions.



FILM STUDIES

HOW WILL I BE ASSESSED?

Students will have one theoretical class assessment. This will be combined with practical tasks that they have completed during the year, for instance the foley design practical task from Summer term and the continuity editing task from Spring term. Skills will be focused on analysis, use and understanding of subject terminology, and understanding of different film texts.

WHAT WILL BE COVERED?

Part 1 of the assessment will consist of 5 fact-based questions on the History of Film unit at the start of the year. Part 2 will be based around the elements of film form, with a range of multiple choice and key terminology questions as well as 1 extended response considering how the elements of film form are used to create meaning in an extract studied this year.

WHAT WILL BE COVERED?

Revision homework will be set in the build-up to the assessment. Students should also look back over previous assessments and focus on EBIs from these assessments, asking their teacher when they are uncertain about how to address feedback. In the lead up to the assessment, students should ensure they have revised the set clips of study from previous units (confirmed as part of the revision homework and in-class preparation) and be prepared to write about how the elements of film form create meaning in the clip - please keep in mind you will not be shown this extract during the assessment so it's important that you have watched the set study clips several times before the assessment.

Any questions, please contact Mr. Go at ngo@glenthorne.sutton.sch.uk



GEOGRAPHY

HOW WILL I BE ASSESSED?

The end of year exam will be a paper comprising of multiple-choice questions, short answer response questions and long answer response questions. There will be 45 marks available and 45 minutes to complete the exam. This reflects the style of questioning seen in the external AQA Geography exams. Questions will require understanding of key geographical processes and key terminology, as well as justifying viewpoints. A key skill in Geography assessments is also responding to graphs, images, maps, and data, where pupils will need to apply their knowledge to the novel situation presented.

WHAT WILL BE COVERED?

Topics covered are as follows:

- Urban Issues and Urban Case Study in LIC/NEE (Rio)
- Ecosystems and Cold Environment Case Study (Alaska)
- Tectonic Hazards
- Tropical Rainforests

HOW CAN I PREPARE?

Pupils will be given a revision checklist and revision material prior to the assessment. They will also have a lesson of revision to go over both knowledge and exam skills. Pupils will be given structured revision homework that they should complete using the revision material and their books. Many of the topics taught have sections on BBC Bitesize and videos on Time for Geography, which can be used to support students further. Pupils can also use revision guides and textbooks that are often used in class.

Please contact Mr Saunders at msa@glenthorne.sutton.sch.uk if you have any questions.





HOW WILL I BE ASSESSED?

Pupils will have one theoretical class assessment. Skills will be focused on analysis, use and understanding of growth and development (PIES) through the six different life stages.

WHAT WILL BE COVERED?

Holistic approach to growth and development.

In the assessment they will have 45 minutes to compare the growth and development of two specified life stages

HOW CAN I PREPARE?

Revision homework will be set in the build-up to the assessment. Students should also look back over previous class notes and use their Component 01 Text booklet to focus on PIES development.

Please contact Mrs M Dale at mda@glenthorne.sutton.sch.uk if you have any questions.

HOW WILL I BE ASSESSED?

The students will sit an exam which will last 45 minutes. The exam will test students on their knowledge and understanding of the GCSE content on Crime and Punishment studied in Year 9. The exam will also evaluate analytical skills in writing an explanation and ability to evaluate continuity and change.

WHAT WILL BE COVERED?

Crime and Punishment in Britain, c.1000-present: c.1000-c.1500 Crime and punishment in medieval England: Anglo-Saxon justice; Effects of the Norman Conquest on crime and punishment; Crime and punishment in the later middle ages, Did the church help or hinder justice in C13th? Crime and Punishment in Britain, c.1000-present: c.1500-c.1700 Crime and punishment in early modern England: Nature and changing definitions of criminal activity: heresy and treason, The Gunpowder Plot. Growing fears of vagabondage, the reality of vagabondage; Matthew Hopkins and witchcraft; The nature of law enforcement and punishment: policing, trials, reasons why the Bloody Code was introduced, other punishments.

Crime and Punishment in Britain, c.1000-present: 1700-1900 Crime and punishment in Industrial Britain: Nature and change in the nature of crimes against the person, property and authority, including highway robbery, poaching and smuggling. Changing definitions of crime exemplified in the ending of witchcraft prosecutions and treatment of the Tolpuddle Martyrs. The nature of law enforcement and punishment: the role of authorities and local communities in law enforcement, Fielding brothers. The development of police force and the beginning of CID. Changing views on the purpose of punishment. The use and ending of transportation, public execution and the Bloody Code. Prison reform, including the influence of John Howard and Elizabeth Fry. Pentonville Prison, reasons for its construction and strengths and weaknesses. The role of Robert Peel – his contribution to penal reform and to the development of Metropolitan Police Force.

HOW CAN I PREPARE?

- Students should test themselves on the revision cards and knowledge checklists that they have developed.
- They should go over corrections from previous work and make sure they know how to improve their writing.
- They should complete practice questions from their teacher.

Please contact Mrs Seymour at nse@glenthorne.sutton.sch.uk with any questions.



HOW WILL I BE ASSESSED?

Each pupil will be taking two exams, one non-calculator paper and one calculator paper. These will take place on separate days during lesson time. Each paper will last 45 minutes. Pupils in sets 6 and 5 will sit the Foundation paper, with those in sets 4, 3, 2, and 1 sitting the Higher paper.

These exams, together with classwork and teacher assessment across the year, will help inform Year 10 sets.

WHAT WILL BE COVERED?

In the weeks before the exams, pupils will receive a 'list of Topics'. This will include the skills and topics that will be assessed, along with the relevant Sparx codes.

Pupils should use their assessment trackers to identify the areas they need to revise most carefully. Teachers will also guide pupils towards the most important topics to revisit based on their work in class.

HOW CAN I PREPARE?

The most effective revision is short, regular practice across several days rather than in one long session.

Pupils should:

- use the 'List of Topics' to focus their revision for both **calculator** and **non-calculator** papers
- revisit **Sparx tasks**, classwork, and previous assessments
- use **worked examples and practice questions** from their exercise books and Sparx tasks to rehearse methods



Sparx Independent Learning

- Access the 'Independent Learning' section when logging in to Sparx: <https://maths.sparx-learning.com/>
- Change 'Your Curriculum' filter to GCSE
- Change the 'Default Level' filter to:
 - Level 1: Practise the basics of each topic at a gentle pace. Ideal if you plan to take the Foundation GCSE paper.
 - Level 2: Practise the basics of each topic. Ideal if you are aiming for the top grades on the Foundation GCSE paper.
 - Level 3: Practise the basics and try some more challenging questions. Ideal if you don't know which paper you will be taking yet.
 - Level 4: Practise with some more challenging questions. Ideal if you plan to take the Higher GCSE paper.
 - Level 5: Practise with the most challenging questions. Ideal if you are aiming for the top grades on the Higher GCSE paper.
- *Use the Sparx codes on your RAG sheets to type into the 'Search for topics' bar.*
 - If Red, you may want to start from the 'Introduce' questions.*
 - If Amber, you may want to start from the 'Strengthen' questions.*
 - If Green, you may want to challenge yourself with the 'Deepen' questions.*

Practical Tips for Home:

- Focus first on topics that feel least secure
- Practise showing full working clearly
- Check that all equipment is ready, including a calculator for the calculator paper

Please contact Mr Tully at atu@glenthorne.sutton.sch.uk if you have any questions.



HOW WILL I BE ASSESSED?

Students will have one theoretical class assessment. This will be combined with practical tasks that they have completed during the year. Skills will be focused on analysis, use and understanding of subject terminology, and understanding of different media texts.

WHAT WILL BE COVERED?

Practical Work (throughout the year)

- Photoshop tasks
- Illustrator task

Students will be shown and be provided with limited guidance about a number of media texts that revolve around a specified theme (e.g. technology). This reflects the fact that there are no unseen assessments for Media BTEC. In the assessment they will have 45 minutes to analyse how each represents this theme in differing ways.

HOW CAN I PREPARE?

Revision homework will be set in the build-up to the assessment. Students should also look back over previous assessments and focus on EBIs from these assessments, asking with their teacher when they are uncertain. Once they are aware of the media texts they can begin to prepare how these themes have been represented.

Please contact Mr Go at ngo@glenthorne.sutton.sch.uk if you have any questions.

MFL

HOW WILL I BE ASSESSED?

You will complete a reading and listening assessment which will test your ability to understand vocabulary and grammar learnt so far and a writing and grammar assessment which will test your ability to produce vocabulary and grammar learnt so far.

WHAT WILL BE COVERED?

Module 1 (free time)

Module 2 (travel),

Module 3 (family and friends)

Grammar - all tenses learnt in previous years and complex structures learnt this year (e.g. acabo de + infinitive) + imperfect tense (e.g. tenía, había, era, estaba)

HOW CAN I PREPARE?

Go through your exercise book and learn vocabulary you have written down as well as any grammar points. Also use the vocab lists for each module which we will provide.

If you have any questions please contact:

Spanish - Miss Wood kwd@glenthorne.sutton.sch.uk

French - Mrs Gordon Reeves lgr@glenthorne.sutton.sch.uk



MUSIC

HOW WILL I BE ASSESSED?

Students will be given a listening paper to complete. Students will have to answer questions about the 8 set works they have studied this year. Skills will be focused on analysis, use and understanding of subject terminology, and understanding of different musical styles.

Some pupils will also be assessed through a mock solo performance with the aim to improve upon their solo performance in November. This will take place in the second exam slot and the selected pupils will be given further information in class.

WHAT WILL BE COVERED?


- Listening questions on the set works with short answer questions e.g What is the tonality of this extract
- Knowledge of DR T SMITH e.g describing how the harmony creates a sad mood in a song
- Keyword definitions e.g knowing the correct cadence at the end of an extract

HOW CAN I PREPARE?

The best thing pupils can be doing is listening to the set works and describing what they can hear by writing down the features.

They can revise using their set work glossaries and further support is available on Focus on Sound or BBC Bitesize

Please contact Mrs Waterworth at ewa@glenthorne.sutton.sch.uk if you have any further questions.





HOW WILL I BE ASSESSED?

Each Student will complete two 45-mark mock papers which will last 45 minutes. Paper 1 will cover the anatomy and physiology topic areas and paper 2 will cover the socio-cultural issues and sport psychology topic areas.





WHAT WILL BE COVERED?

The exam papers will include all content covered so far in the course from both Paper 1: Anatomy and Physiology and Paper 2: Socio-cultural issues and Sport Psychology. Topic lists will be given to students by their class teacher so that it is up to date with topics being covered in the assessment.



HOW CAN I PREPARE?

Students can follow the following links to support their preparation and revision leading up to their assessments.

- 
- 
- Bitesize Revision - <https://www.bbc.co.uk/education/examspecs/ztrcg82>
 - Revision Guide - My Revision Notes: OCR GCSE (9-1) PE 2nd Edition Paperback
 - Class notes and in class assessment activities.
 - PE SharePoint Revision Materials - GCSE FOR STUDENTS
 - OCR Theory Specification - <http://www.ocr.org.uk/qualifications/gcse-physical-education-j587-from-2016/>



Please contact Mr D Castle at DCA@glenthorne.sutton.sch.uk if you have any questions.

PHOTOGRAPHY

HOW WILL I BE ASSESSED?

Students will be assessed in lessons on the completion of a series of photography pieces linking to Still Life. They will have investigated composition rules and Vanitas in lessons, before selecting a current affair to focus on. They will use symbolism to represent their chosen theme. The exam will focus on use of media experimentation and editing (AO2), observational skills and use of camera (AO3), composition design and planning (AO1) and final response(s) (AO4).

WHAT WILL BE COVERED?

Students will need to demonstrate an understanding of the formal elements e.g. shape, form, tone and texture, composition rules and use of camera. They will also be editing their photographs for which they will need to be able to recall the tools used on Photoshop or similar editing software. Students will have the freedom in how they want to present this with the teacher's guidance in the lessons leading up to the exams. Pupils will have planned their idea in detail prior to the exam.

HOW CAN I PREPARE?

Students' work for this will be marked holistically. This includes the prep work, created in lessons, as well as the final piece(s). Students will need to collect and bring in the objects they wish to photograph, which link to their theme. Students must be able to independently upload their photographs from the camera to the PC and know how to print a contact sheet. Students must be able to edit their photographs independently. www.youtube.com has a lot of step-by-step videos which students can refer to prior to support practising these techniques.

Useful websites: www.artstudentguide.com, www.pinterst.com, www.googleartsandculture.com, www.saatchigallery.com, www.tate.org.uk

Please contact Miss Watson at swn@glenthorne.sutton.sch.uk if you have any questions.



Science

HOW WILL I BE ASSESSED?

Whether students are following the separate or combined pathway in Science they will sit three papers, one for each of the sciences. Each paper will cover one of the sciences, Biology, Chemistry or Physics. All of the papers can include working scientifically skills and data analysis, so it is essential they bring along a scientific calculator.

Results of end of year exams, alongside teacher assessment, will be used to inform set changes moving into Year 10.

WHAT WILL BE COVERED?

Students will all be examined on AQA GCSE content.

All papers may include Working Scientifically skills: Planning experiments, Identifying variables in investigations, Interpreting data from tables and graphs, Processing data, and suggesting ways in which accuracy of investigations can be improved

HOW CAN I PREPARE?

Revision resources will be shared on Teams, including checklists, practice questions and summary resources. Students can use online resources including:

- <https://www.bbc.co.uk/bitesize/subjects/zrkw2hv>
- <https://www.savemyexams.co.uk/gcse/#aqa>

Use CGP separate science revision guides or combined trilogy.

Biology:

Please contact Miss Onel if you have any queries at BON@glenthorne.sutton.sch.uk

Chemistry:

Please contact Miss Funnell if you have any queries GFU@glenthorne.sutton.sch.uk

Physics:

Please contact Mr Scott if you have any queries DSC@glenthorne.sutton.sch.uk



TEXTILES

HOW WILL I BE ASSESSED?

Students will be assessed through a practical exam where they will be working independently. They will be expected to produce a mock up or trial outcome for their 'Memories' project. Their preparatory work (in their sketchbook) on this project will also be assessed as part of the end of year assessment, in order to align with how they will be assessed for their GCSE qualification. They will be given time in lessons to plan and prepare for this exam.

WHAT WILL BE COVERED?

Students will be assessed on the 4 key assessment objectives, which they have worked on throughout the project:

AO1 - Developing ideas from sources

AO2 - Experiments with media

AO3 - Recording ideas through drawing and annotation

AO4 - Producing a personal response

HOW CAN I PREPARE?

As the assessment window approaches, pupils will be given time in lessons and homework time to plan their exam outcome. They will need to make sure that they have completed all preparatory work set by the teacher in their sketchbook, and that they have presented it to a high standard. They will be supported to produce a plan for their outcome and to prepare the materials they need.

Pupils can do additional preparation by creating Pinterest board of ideas. This is something that is encouraged throughout their Textiles course, as it is a great source of inspiration. They can ask their teacher about the techniques they have seen, and how to replicate them.

Please contact Miss Frater at hfr@glenthorne.sutton.sch.uk if you have any questions.



Glenthorne High School